REGIONAL CONFERENCE
15 - 18 Nov 2026
NEW DELHI, INDIA

Welcome to WCAworld Regional Conference India 2026

Pre-Conference Information

(Very Important – Please Print This Out!)

The details below contain very important last-minute information which you should print out and use as a checklist and reference for the conference.

CONFERENCE ID

In order to facilitate quicker onsite registrations for everyone, please advise us your **Conference ID** when you do your onsite registration. It will help us to speed up the onsite registration.

1. Go to the conference website: https://events.wcaworld.com/WCAREGIONAL2026/info/
2. Move your mouse cursor towards the lower-left hand side of the webpage banner to where it says DOWNLOAD
3. Click on **Print Your Conference ID**
4. Enter your One-on-One username and password
5. Click Print
6. Present to conference staff at the Registration Counter when you do your onsite registration.

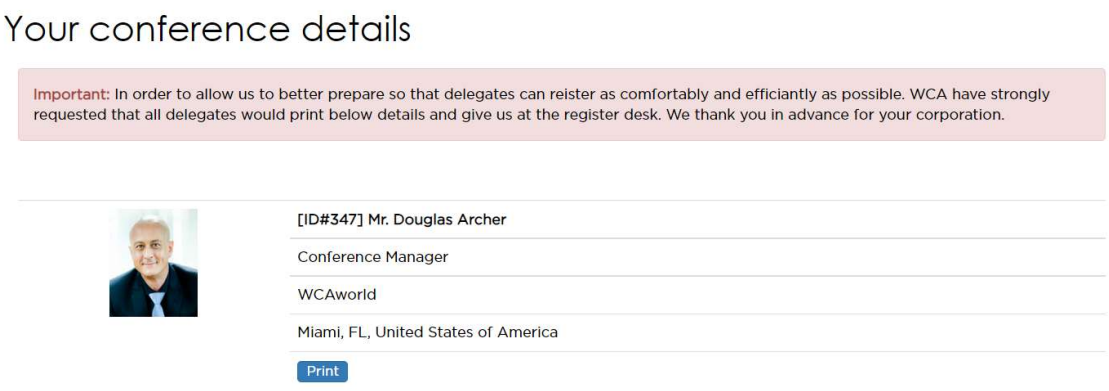

Conference ID using QR Code:

1. Download the WCAworld Events App from the Play Store or App Store depending on your mobile device.
2. Open the WCAworld Events App and click on “Join” for WCAworld India Regional Conference.
3. Log in with your One-on-One Username and Password.
4. Click on “My QR Code” and show your ID to WCAworld onsite registration staff.



ONSITE REGISTRATION / HELP DESK

Everyone must do an onsite registration to pick up their conference bags, name badge, and other materials. Onsite registration can be done during these times and places:

Date	Time	Venue
Saturday, 14 November 2026	14:00 - 20:00 hrs	Events Lounge - Boardroom 1,2,3 (Lower Ground Floor)
Sunday, 15 November 2026	09:00 – 20:00 hrs	Peacock Ballroom Pre-function (Lobby Level)
Monday, 16 November 2026	09:00 – 21:00 hrs	
Tuesday, 17 November 2026	09:00 – 17:00 hrs	
Wednesday, 18 November 2026	09:00 – 17:00 hrs	

We recommend that you do this upon arrival to avoid the rush that happens just before the welcome cocktail reception starts. To speed up the process, please don’t forget to print out and bring your Conference ID (as mentioned above).

NAME BADGES & SECURITY

NAME BADGES MUST BE WORN AT ALL TIMES! NO BADGE – NO ACCESS !!

(This policy is seriously enforced and you will NOT be given access to the function venues without a name badge)

- Name badges are required for **ALL functions** including the One-on-One Meetings, Cocktail Receptions, Breakout Functions, Lunches, and the Gala Dinner. The venue security will not let anyone without a name badge pass.
- Delegates must pick up their name badges from the onsite registration counter.



Delegates who lend or give their name badges to someone else to use, will be ejected from the conference.

CONFERENCE AGENDA

Please visit to view the full agenda at
https://events.wcaworld.com/WCAREGIONAL2026/info/Index#agenda

EVENT LOCATION



Pullman New Delhi Aerocity

Indira Gandhi International Airport

New Delhi, Delhi 110037

Phone: +91 11 4608 0808

Website: https://www.pullmannewdelhi.com/

Google Map

AIRPORT TRANSFERS

Airport transfers are NOT provided and are NOT included in your conference fees. See information in the next session on how to get to the conference venue from Indira Gandhi International Airport.

GETTING FROM INDIRA GANDHI INTERNATIONAL AIRPOSRT TO PULLMAN AEROCITY

1. Taxi or Ride-Share (Fastest & Most Convenient)

- Duration: 5 to 10 minutes from Terminal 3 (or 15–20 minutes from Terminal 1).
- Cost: Roughly INR 200 to ₹400 from Terminal 3 via app aggregators or prepaid counters; up to ₹480–₹600 for standard airport taxis (USD 5.00 – USD 6.00).
- How to catch:
    - Prepaid Taxis: Available at counters inside the arrivals hall of each terminal. Keep your receipt safe.
    - Ride-Shares (Uber / Ola): Head to Level 0 of Terminal 3 Multi-Level Car Park, or designated pickup points outside arrivals at Terminals 1 and 2.

Note that taxis in New Delhi DO NOT accept credit cards. You will need to book a prepaid taxi on arrival (see above instructions), or ensure that you change money before hailing a taxi.

For local ride-sharing services, you need to link your credit card for payment.

WEATHER

Daytime Highs: Typically range from **25°C to 28°C (77°F to 82°F)**, offering warm and comfortable sunshine ideal for sightseeing.

Nighttime Lows: Drop down to around **12°C to 15°C (54°F to 59°F)**, making mornings and evenings quite chilly.

Rain: Very low chance of rain as it normally rains for only one day in November.

ONE-ON-ONE MEETING SCHEDULER

PRINTED SCHEDULES ARE NOT PROVIDED.

- As part of our initiative to reduce waste, we no longer provide printed schedules to be collected each morning.
- Delegates are required to download the **WCAworld Event App** to view their most updated meeting schedules or self-print their own schedules at one of the **printing kiosks** onsite.
- Delegates can also download their schedules daily to their phones as PDF files using the WCAworld Event App. Note that you will only see table numbers for the current meeting day because table numbers are assigned nightly and peoples' schedules can change.

- One-on-One Meeting Schedules are updated each night between 21:00 – 23:00 hrs.

  Printing Kiosk operation times:

  16 – 18 November 2026
  09:00 – 17:00 hrs
  Peacock Ballroom Pre-Function area
  (Lobby Level)



ONE-ON-ONE MEETING FORMS

The following two forms will be available at the Registration Counter and Help Desks during the conference.

One-on-One Communication Sheet: Used for sending messages to others during the One-on-One Meetings. If you need to contact someone to cancel, postpone, or set up a meeting with someone urgently then you can fill in one of these forms and WCAworld staff will deliver them to the target delegate. However, WCAworld cannot guarantee that you will receive a response. You can also contact other delegates using the chat feature in the WCA Event App.

No Show Record: Please fill in this form if a member does not show up for a prescheduled meeting appointment. Members who continuously miss their meeting appointments will be sent warnings from WCAworld management.

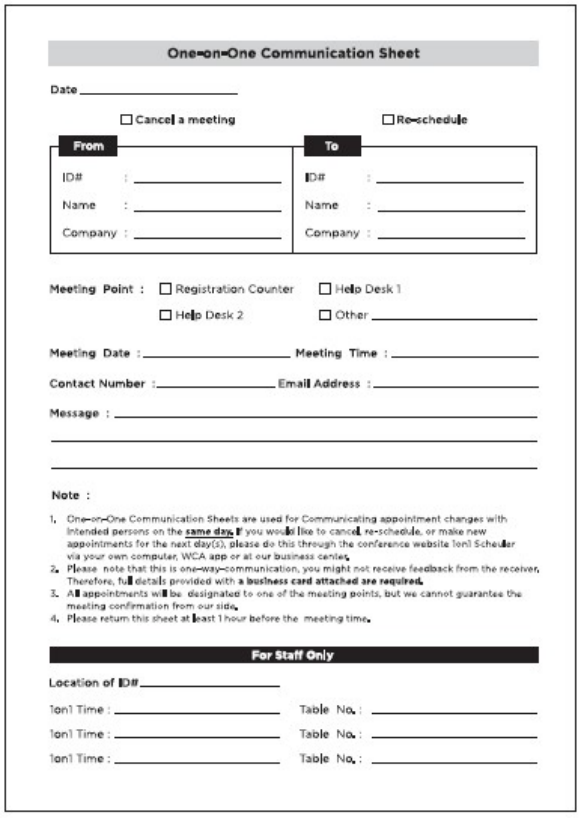

One-on-One Communication Sheet

Date _____

☐ Cancel a meeting ☐ Re-schedule

From	To
ID# :	ID# :
Name :	Name :
Company :	Company :

Meeting Point : ☐ Registration Counter ☐ Help Desk 1 ☐ Help Desk 2 ☐ Other _____

Meeting Date : _____ Meeting Time : _____

Contact Number : _____ Email Address : _____

Message : _____

Note :

1. One-on-One Communication Sheets are used for Communicating appointment changes with intended persons on the **same day.** If you would like to cancel, re-schedule, or make new appointments for the next day(s), please do this through the conference website 1on1 Scheduler via your own computer, WCA app or at our business center.
2. Please note that this is one-way-communication, you might not receive feedback from the receiver. Therefore, full details provided with **a business card attached are required.**
3. All appointments will be designated to one of the meeting points, but we cannot guarantee the meeting confirmation from our side.
4. Please return this sheet at least 1 hour before the meeting time.

For Staff Only

Location of ID# _____

1on1 Time : _____ Table No. : _____

1on1 Time : _____ Table No. : _____

1on1 Time : _____ Table No. : _____

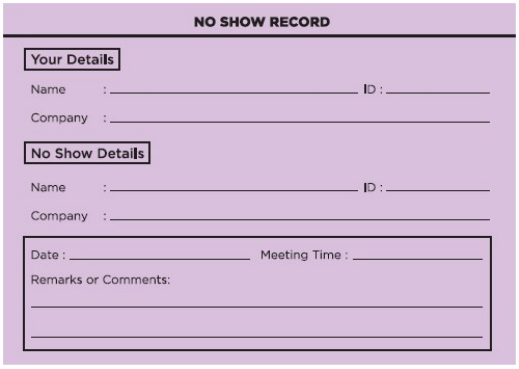

NO SHOW RECORD

Your Details

Name : _____ ID : _____

Company : _____

No Show Details

Name : _____ ID : _____

Company : _____

Date : _____ Meeting Time : _____

Remarks or Comments:

_____

_____

Please note that you can also use the events app (mentioned below) in place of the above-mentioned paper forms.

EVENTS APP

Delegates can search "WCAworld Events" in the Apps Store and Play Store, or scan one of the below QR Codes to download the new version of the WCAworldwide Events App.

https://events.wcaworld.com/WCAworldApp.html

GET IT ON Google Play | Download on the App Store | 腾讯应用宝 Tencent App Store

Features:

- Schedule One-on-One Meeting Appointments
- View your One-on-One Meetings schedule / no need to printout the schedule yourself – (WCAworld no longer provides printed copies to be picked up each morning).
- View Attendee profiles
- View Conference Agenda
- View One-on-One Floor Plan / Directions to meeting table locations
- Emergency Contacts
- Latest Announcements
- Other

SPONSOR GIFTS

All sponsors will be presented their gifts on stage during the **Welcome Cocktail Reception** on Sunday, 15 November 2026 during 19:00 – 21:00 hrs. at Courtyard, Ground Level).

GALA DINNER

Gala Dinner is included in all registration fees. There are two menu choices available for the gala dinner: 5-course western set menu, and Thali Indian-Vegetarian menu.

Delegates who require Indian-Vegetarian food must seat themselves at one of the tables designated as "INDIAN-VEG". All other tables will have Western Set menu provided to them.

You must sit at a table designated for the food type you want. One type of cuisine is served per table. All tables are free seating unless you are a conference sponsor or wish to eat Indian-Vegetarian food.

WESTEREN SET MENU	THALI INDIAN - VEGETARIAN DINNER
Tabletop Amenities Marinated Olives | Cheese Straw | Ragi Chips | Dips- Muhammara | Garlic & Cream Cheese Dip **Gourmet Bread** Baguette| French Hearts| Orange Brioche | Fougasse Flavoured Butter – Maldon Salt, Herbs **Salad** **Torch Burrata Salad** Rocket leaves, Cherry Tomatoes, Balsamic, Pesto **Soup** Mushroom Cappuccino Mushroom Velouté, Parmesan Foam, Porcini dust **Starter** Braised Lamb & Cheese Arancini **Mains** Spring Roast Chicken Paired with Creamy Lobster Tart Cauliflower creme, Asparagus, Carrots, Yuzu Lemon Gel, with Morrel red wine **Dessert** **Dark Chocolate Symphony** Rich dark chocolate mousse, silky chocolate ganache	**On The Table** Crudités with Leaves Kalonji Lavash, Multigrain Lavash Dips – Kala Chana Hummus Accompaniments on the table Papad | Pickle | Mint Chutney | Amrood ki Chutney **Soup** Tamatar Dhaniya Ka Shorba **In the Thali** Salad Kachumber Salad **Starters** Gold dust Zimikand ki Shami Multani Bharwa Paneer Tikka **Main Course** Paneer Makhani Aloo Bukhara Kofta **Staples** Aloo Methi ki Sookhi Subzi Dhungaari kali dal Gucchi Pulao Assorted Indian Breads **Desserts** Indian Sweet Platter Pan Petha | Mini Ghewar | Gulab Jamun

CONTACTS

WCAworld representatives are available 24 hrs. For urgent assistance, please contact us. We will be happy to assist you.

Management Staff	Position	Phone
Mr. David Yokeum	Chairman	-
Mr. Dan March	CEO	-
Mr. Charan Sharma	Regional Manager - India ISC	+91 981 834 3738
Mrs. Rita Ganesh Ramojela	Assistant Vice President - India ISC	+91 845 4844 289

Event Staff	Position	Phone
Mr. Douglas Archer	Conference Manager (Overall)	+66 86 888 0276 (local number TBA)
Ms. Mye	Conference Support (Registration)	(Local number TBA)
Ms. Ya	Office Manager (Bangkok)	+66 96 639 2624
Mr. Narong Klinmala	Motion Graphic & Video Editor	(local number TBA)
Ms. Chayanit Jitbunjerdkul	International Social Media Specialist	(local number TBA)

For additional information please contact conference@WCAworld.com